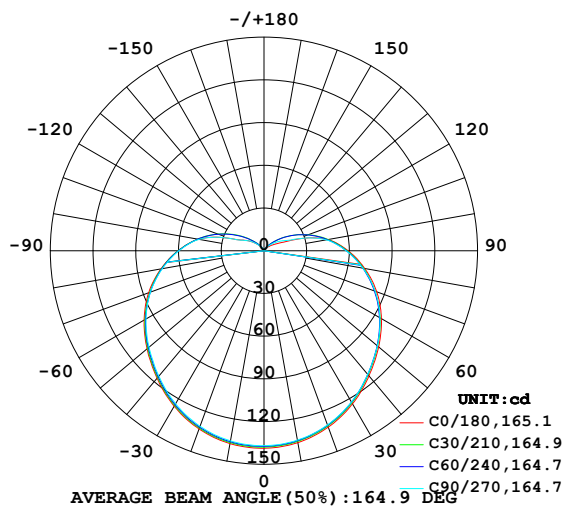


LUMINAIRE PHOTOMETRIC TEST REPORT

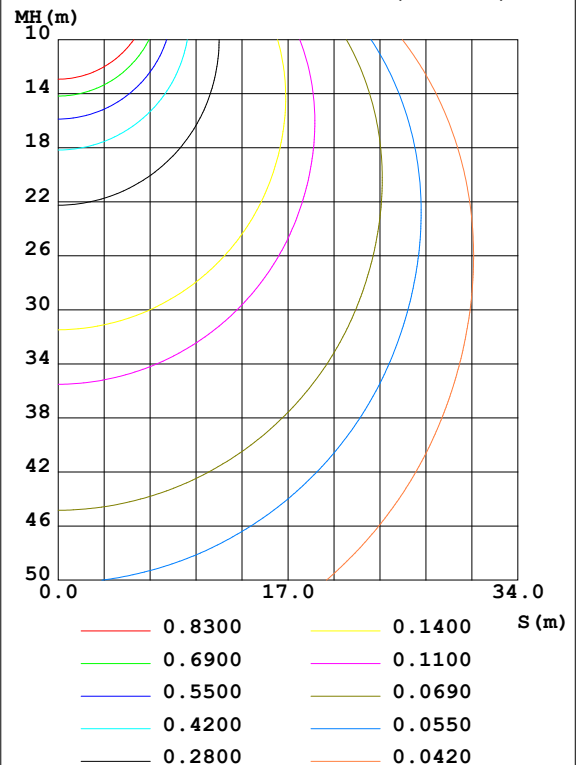
Test:U:120.00V I:0.0630A P:7.4900W PF:0.9810 Freq:60.00Hz Lamp Flux:743.317x1 lm		
NAME:	TYPE:	WEIGHT:
SPEC.:4000K	DIM.:	SERIAL No.:
MFR.:	SUR.: ϕ 140*70mm	Shielding Angle:

DATA OF LAMP		PHOTOMETRIC DATA Eff: 99.24 lm/W			
MODEL	NS-FM-8W-B	I _{max} (cd)	138.7	S/MH (C0/180)	1.36
NOMINAL POWER (W)	8	LOR (%)	100.0	S/MH (C90/270)	1.36
RATED VOLTAGE (V)	120	TOTAL FLUX (lm)	743.32	η UP,DN (C0-180)	9.4,40.2
NOMINAL FLUX (lm)	743.317	CIE CLASS	SEMI-D.	η UP,DN (C180-360)	9.7,40.7
LAMPS INSIDE	1	η up (%)	19.1	CIBSE SHR NOM	1.50
TEST VOLTAGE (V)	120	η down (%)	80.9	CIBSE SHR MAX	1.55

LUMINOUS INTENSITY DISTRIBUTION DIAGRAM



C0 PLANE ISOLUX DIAGRAM (UNIT:lx)



C Range: 0 - 360DEG
C Interval: 15.0DEG
Test Speed: HIGH
Temperature:25.3DEG
Operators:Qin Meng
Test Date:2025-06-27

γ Range: 0 - 180DEG
 γ Interval: 1.0DEG
Test System:EVERFINE GO-2000B_V1 SYSTEM V2.00.421
Humidity:65.0%
Test Distance:7.390m [K=1.0000]
Remarks:

ZONAL FLUX DIAGRAM

ZONAL FLUX DIAGRAM:

γ	C0	C45	C90	C135	C180	C225	C270	C315	γ	Φ zone	Φ total	%lum, lamp
10	136.8	135.7	135.1	135.0	137.5	136.4	135.6	134.8	0- 10	13.02	13.02	1.75,1.75
20	131.8	130.8	130.2	130.4	133.2	132.2	131.2	130.2	10- 20	37.80	50.82	6.84,6.84
30	124.3	123.2	122.8	123.2	126.1	125.0	124.1	122.9	20- 30	58.95	109.8	14.8,14.8
40	114.7	113.7	113.4	113.9	116.8	115.7	114.9	113.6	30- 40	74.74	184.5	24.8,24.8
50	105.1	104.0	103.9	104.4	107.2	106.2	105.4	104.1	40- 50	84.77	269.3	36.2,36.2
60	95.20	93.91	94.00	94.24	97.19	96.06	95.63	94.12	50- 60	89.56	358.8	48.3,48.3
70	84.22	82.83	83.06	83.05	86.20	84.92	84.82	83.20	60- 70	88.69	447.5	60.2,60.2
80	71.83	70.84	70.50	70.97	73.45	72.82	72.48	71.39	70- 80	82.27	529.8	71.3,71.3
90	59.18	58.35	57.75	58.37	60.36	60.05	59.78	59.00	80- 90	71.28	601.1	80.9,80.9
100	45.46	45.70	44.45	45.61	46.73	47.13	46.42	46.37	90-100	57.38	658.5	88.6,88.6
110	23.30	33.45	24.42	33.29	25.45	34.61	25.57	33.82	100-110	40.43	698.9	94,94
120	9.700	22.01	13.78	21.65	14.62	22.76	14.46	21.91	110-120	23.90	722.8	97.2,97.2
130	5.036	12.25	7.953	11.82	8.645	12.67	8.824	12.41	120-130	12.64	735.4	98.9,98.9
140	3.082	5.798	3.910	5.378	4.370	5.869	4.391	5.412	130-140	5.540	741.0	99.7,99.7
150	1.420	2.269	1.451	1.918	1.694	2.215	1.598	1.430	140-150	1.980	743.0	100,100
160	0.0002	0.1126	0	0	0	0.0012	0	0	150-160	0.3621	743.3	100,100
170	0	0	0	0	0	0	0	0	160-170	0.0002	743.3	100,100
180	0	0	0	0	0	0	0	0	170-180	0	743.3	100,100
DEG	LUMINOUS INTENSITY:cd									UNIT:lm		

Conical surface Flux(90deg): 225.97 lm

%lum = 30.4%

%lamp = 30.4%

Conical surface Flux(120deg): 358.84 lm

%lum = 48.3%

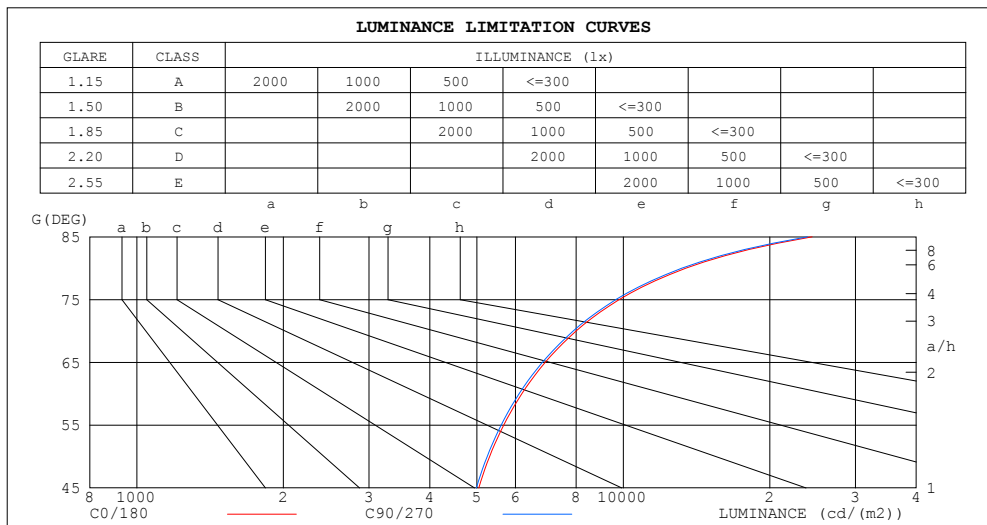
%lamp = 48.3%

C Range: 0 - 360DEG
 C Interval: 15.0DEG
 Test Speed: HIGH
 Temperature:25.3DEG
 Operators:Qin Meng
 Test Date:2025-06-27

γ Range: 0 - 180DEG
 γ Interval: 1.0DEG
 Test System:EVERFINE GO-2000B_V1 SYSTEM V2.00.421
 Humidity:65.0%
 Test Distance:7.390m [K=1.0000]
 Remarks:

LUMINANCE LIMITATION CURVES

Test:U:120.00V I:0.0630A P:7.4900W PF:0.9810 Freq:60.00Hz Lamp Flux:743.317x1 lm		
NAME:	TYPE:	WEIGHT:
SPEC.:4000K	DIM.:	SERIAL No.:
MFR.:	SUR.: ϕ 140*70mm	Shielding Angle:



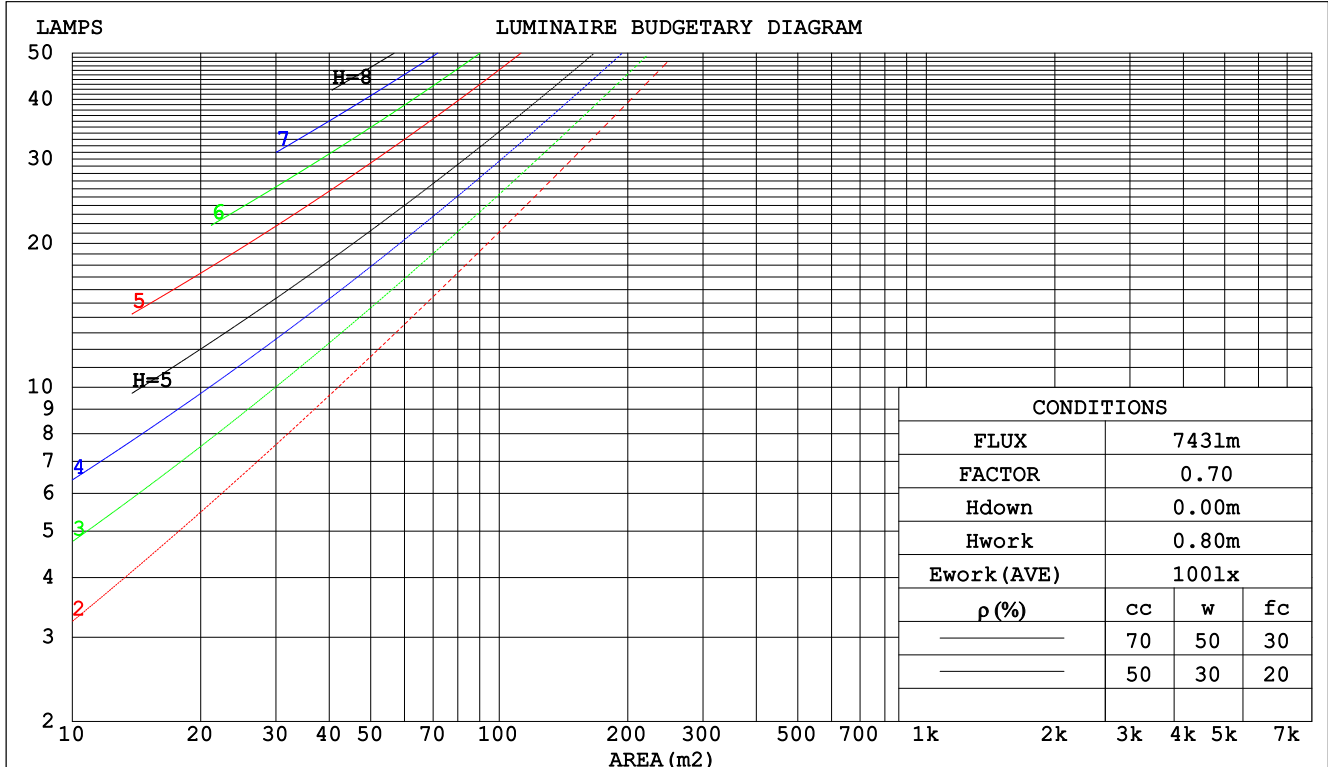
C Range: 0 - 360DEG
C Interval: 15.0DEG
Test Speed: HIGH
Temperature:25.3DEG
Operators:Qin Meng
Test Date:2025-06-27

γ Range: 0 - 180DEG
 γ Interval: 1.0DEG
Test System:EVERFINE GO-2000B_V1 SYSTEM V2.00.421
Humidity:65.0%
Test Distance:7.390m [K=1.0000]
Remarks:

CU AND LUMINAIRE BUDGETARY ESTIMATE DIAGRAM

Test:U:120.00V I:0.0630A P:7.4900W PF:0.9810 Freq:60.00Hz Lamp Flux:743.317x1 lm		
NAME:	TYPE:	WEIGHT:
SPEC.:4000K	DIM.:	SERIAL No.:
MFR.:	SUR.: ϕ 140*70mm	Shielding Angle:

ρ_{cc}	80%			70%			50%			30%			10%			0
ρ_w	50%	30%	10%	50%	30%	10%	50%	30%	10%	50%	30%	10%	50%	30%	10%	0
ρ_{fc}	20%			20%			20%			20%			20%			0
RCR	RCR:Room Cavity Ratio						Coefficients of Utilization(CU)									
0.0	1.14	1.14	1.14	1.10	1.10	1.10	1.00	1.00	1.00	.92	.92	.92	.84	.84	.84	.81
1.0	.94	.88	.83	.89	.84	.79	.82	.77	.73	.74	.71	.68	.68	.65	.62	.59
2.0	.79	.71	.64	.76	.68	.62	.69	.63	.57	.63	.58	.53	.57	.53	.49	.46
3.0	.68	.59	.52	.65	.57	.50	.60	.52	.46	.54	.48	.43	.49	.44	.40	.37
4.0	.60	.50	.43	.57	.48	.41	.52	.45	.39	.48	.41	.36	.43	.38	.33	.30
5.0	.53	.43	.36	.51	.42	.35	.46	.39	.33	.42	.36	.31	.38	.33	.28	.26
6.0	.47	.38	.31	.45	.36	.30	.42	.34	.28	.38	.31	.26	.35	.29	.25	.22
7.0	.43	.33	.27	.41	.32	.26	.38	.30	.25	.34	.28	.23	.32	.26	.22	.19
8.0	.39	.30	.24	.37	.29	.23	.34	.27	.22	.31	.25	.20	.29	.23	.19	.17
9.0	.35	.27	.21	.34	.26	.20	.31	.24	.19	.29	.23	.18	.27	.21	.17	.15
10.0	.32	.24	.19	.31	.24	.18	.29	.22	.17	.27	.21	.16	.25	.19	.15	.14



C Range: 0 - 360DEG
C Interval: 15.0DEG
Test Speed: HIGH
Temperature:25.3DEG
Operators:Qin Meng
Test Date:2025-06-27

γ Range: 0 - 180DEG
 γ Interval: 1.0DEG
Test System:EVERFINE GO-2000B_V1 SYSTEM V2.00.421
Humidity:65.0%
Test Distance:7.390m [K=1.0000]
Remarks:

WEC AND CCEC

Test:U:120.00V I:0.0630A P:7.4900W PF:0.9810 Freq:60.00Hz Lamp Flux:743.317x1 lm					
NAME:		TYPE:		WEIGHT:	
SPEC.:4000K		DIM.:		SERIAL No.:	
MFR.:		SUR.:Φ140*70mm		Shielding Angle:	

pcc	80%			70%			50%			30%			10%			0
pw	50%	30%	10%	50%	30%	10%	50%	30%	10%	50%	30%	10%	50%	30%	10%	0
pfc	20%			20%			20%			20%			20%			0
RCR	RCR:Room Cavity Ratio						Wall Exitance Coefficients(WEC)									
0.0																
1.0	.417	.237	.075	.404	.231	.073	.380	.218	.070	.357	.206	.066	.336	.195	.063	
2.0	.353	.194	.059	.342	.188	.058	.319	.177	.055	.299	.168	.052	.280	.158	.050	
3.0	.310	.165	.049	.299	.160	.048	.279	.151	.046	.260	.143	.044	.243	.135	.042	
4.0	.277	.144	.042	.267	.140	.041	.249	.132	.039	.232	.124	.038	.216	.117	.036	
5.0	.250	.127	.037	.241	.124	.036	.224	.117	.034	.209	.110	.033	.194	.104	.031	
6.0	.228	.114	.033	.220	.111	.032	.205	.105	.031	.191	.099	.029	.177	.093	.028	
7.0	.209	.104	.029	.202	.101	.029	.188	.095	.027	.175	.090	.026	.163	.085	.025	
8.0	.194	.095	.027	.187	.092	.026	.174	.087	.025	.162	.082	.024	.151	.078	.023	
9.0	.180	.087	.024	.174	.085	.024	.162	.080	.023	.151	.076	.022	.141	.071	.021	
10.0	.168	.081	.022	.163	.078	.022	.152	.074	.021	.141	.070	.020	.132	.066	.019	

pcc	80%			70%			50%			30%			10%			0
pw	50%	30%	10%	50%	30%	10%	50%	30%	10%	50%	30%	10%	50%	30%	10%	0
pfc	20%			20%			20%			20%			20%			0
RCR	RCR:Room Cavity Ratio						Ceiling Cavity Exitance Coefficients (CCEC)									
0.0	.336	.336	.336	.287	.287	.287	.196	.196	.196	.113	.113	.113	.036	.036	.036	
1.0	.335	.302	.273	.286	.259	.235	.196	.178	.162	.113	.103	.094	.036	.033	.031	
2.0	.328	.280	.239	.281	.241	.206	.193	.167	.144	.111	.097	.084	.036	.031	.027	
3.0	.321	.263	.217	.275	.227	.188	.189	.158	.132	.109	.092	.078	.035	.030	.026	
4.0	.313	.251	.204	.269	.217	.177	.185	.151	.125	.107	.089	.074	.034	.029	.024	
5.0	.305	.241	.194	.262	.209	.169	.181	.146	.119	.105	.086	.071	.034	.028	.023	
6.0	.297	.233	.187	.256	.202	.163	.176	.142	.116	.102	.083	.069	.033	.027	.023	
7.0	.290	.227	.183	.250	.197	.159	.172	.138	.113	.100	.081	.067	.032	.027	.022	
8.0	.283	.221	.179	.244	.192	.156	.169	.135	.111	.098	.080	.066	.032	.026	.022	
9.0	.277	.217	.176	.239	.188	.153	.165	.132	.109	.096	.078	.065	.031	.026	.022	
10.0	.271	.212	.173	.233	.184	.151	.162	.130	.108	.094	.077	.064	.031	.025	.021	

C Range: 0 - 360DEG
C Interval: 15.0DEG
Test Speed: HIGH
Temperature:25.3DEG
Operators:Qin Meng
Test Date:2025-06-27

γ Range: 0 - 180DEG
γ Interval: 1.0DEG
Test System:EVERFINE GO-2000B_V1 SYSTEM V2.00.421
Humidity:65.0%
Test Distance:7.390m [K=1.0000]
Remarks:

UGR(Unified Glare Rating) Table

Test:U:120.00V I:0.0630A P:7.4900W PF:0.9810 Freq:60.00Hz Lamp Flux:743.317x1 lm											
NAME:					TYPE:			WEIGHT:			
SPEC.:4000K					DIM.:			SERIAL No.:			
MFR.:					SUR.: ϕ 140*70mm			Shielding Angle:			
ceiling/cavity	0.7	0.7	0.5	0.5	0.3	0.7	0.7	0.5	0.5	0.3	
walls	0.5	0.3	0.5	0.3	0.3	0.5	0.3	0.5	0.3	0.3	
working plane	0.2	0.2	0.2	0.2	0.2	0.2	0.2	0.2	0.2	0.2	
Room dimensions		Viewed crosswise					Viewed endwise				
x = 2H y = 2H	17.7	19.2	18.3	19.7	20.3	17.7	19.1	18.2	19.6	20.2	
	3H	20.4	21.7	21.0	22.3	22.9	20.3	21.6	20.9	22.2	22.8
	4H	21.9	23.1	22.4	23.7	24.3	21.8	23.0	22.4	23.6	24.3
	6H	23.5	24.6	24.1	25.2	25.9	23.4	24.6	24.0	25.1	25.8
	8H	24.4	25.5	25.0	26.1	26.8	24.3	25.4	24.9	26.0	26.7
	12H	25.4	26.5	26.0	27.1	27.8	25.3	26.4	25.9	27.0	27.7
4H	2H	18.6	19.8	19.2	20.4	21.1	18.6	19.8	19.1	20.4	21.0
	3H	21.4	22.5	22.1	23.2	23.9	21.4	22.5	22.0	23.1	23.8
	4H	23.1	24.1	23.7	24.7	25.4	23.0	24.0	23.6	24.6	25.4
	6H	24.9	25.8	25.5	26.4	27.2	24.8	25.7	25.4	26.3	27.1
	8H	25.8	26.7	26.5	27.4	28.2	25.7	26.6	26.4	27.3	28.1
	12H	27.0	27.8	27.7	28.4	29.3	26.9	27.7	27.6	28.3	29.1
8H	4H	23.7	24.5	24.4	25.2	26.0	23.6	24.5	24.3	25.2	25.9
	6H	25.7	26.5	26.4	27.2	28.0	25.7	26.4	26.4	27.1	27.9
	8H	26.9	27.6	27.6	28.3	29.1	26.8	27.5	27.6	28.2	29.1
	12H	28.3	28.8	29.0	29.6	30.5	28.2	28.8	28.9	29.5	30.4
12H	4H	23.8	24.6	24.5	25.3	26.1	23.8	24.6	24.5	25.3	26.1
	6H	26.0	26.7	26.7	27.4	28.2	25.9	26.6	26.7	27.3	28.2
	8H	27.3	27.9	28.0	28.6	29.5	27.2	27.8	28.0	28.5	29.4
Variations with the observer position at spacings:											
S = 1.0H	+ 0.1 / - 0.1					+ 0.1 / - 0.1					
1.5H	+ 0.2 / - 0.3					+ 0.2 / - 0.3					
2.0H	+ 0.3 / - 0.4					+ 0.3 / - 0.4					

CIE Pub.117, 743.3 lm Total Lamp Luminous Flux Corrected (8log(F/F0) = -1.0)
Area: 0.030788 m2

C Range: 0 - 360DEG
C Interval: 15.0DEG
Test Speed: HIGH
Temperature:25.3DEG
Operators:Qin Meng
Test Date:2025-06-27

γ Range: 0 - 180DEG
 γ Interval: 1.0DEG
Test System:EVERFINE GO-2000B_V1 SYSTEM V2.00.421
Humidity:65.0%
Test Distance:7.390m [K=1.0000]
Remarks:

UTILIZATION FACTORS TABLE

Test:U:120.00V I:0.0630A P:7.4900W PF:0.9810 Freq:60.00Hz Lamp Flux:743.317x1 lm		
NAME:	TYPE:	WEIGHT:
SPEC.:4000K	DIM.:	SERIAL No.:
MFR.:	SUR.:Φ140*70mm	Shielding Angle:

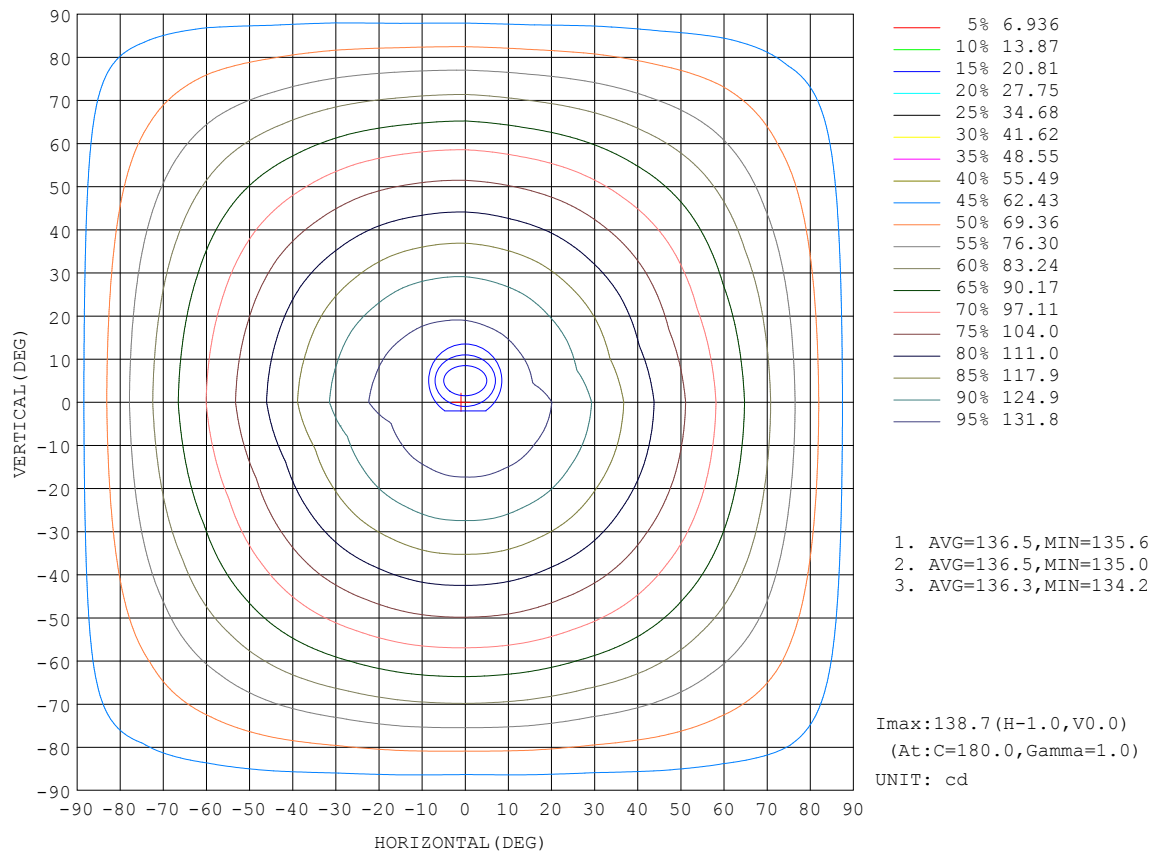
REFLECTANCE										
Ceiling	0.8	0.8	0.8	0.7	0.7	0.7	0.5	0.5	0.5	0
Walls	0.7	0.5	0.3	0.7	0.5	0.3	0.7	0.5	0.3	0
Working plane	0.2	0.2	0.2	0.2	0.2	0.2	0.2	0.2	0.2	0
ROOM INDEX	UTILIZATION FACTORS (PERCENT) $k(RI) \times RCR = 5$									
$k = 0.60$	45	33	25	44	32	25	43	31	25	18
0.80	54	41	32	53	40	32	50	39	31	23
1.00	62	48	39	60	47	39	56	48	38	29
1.25	69	55	46	66	54	45	62	52	44	34
1.50	74	61	52	71	59	51	66	56	49	38
2.00	81	69	60	78	67	59	72	63	56	44
2.50	86	75	66	83	73	65	76	68	61	48
3.00	90	80	72	86	77	70	79	72	66	52
4.00	95	86	79	91	83	76	84	77	72	57
5.00	98	90	84	94	87	81	86	81	76	60
ROOM INDEX	UF(total)									Direct
According to DIN EN 13032-2 2004			Suspended					SHRNOM = 1.25		

C Range: 0 - 360DEG
C Interval: 15.0DEG
Test Speed: HIGH
Temperature:25.3DEG
Operators:Qin Meng
Test Date:2025-06-27

γ Range: 0 - 180DEG
 γ Interval: 1.0DEG
Test System:EVERFINE GO-2000B_V1 SYSTEM V2.00.421
Humidity:65.0%
Test Distance:7.390m [K=1.0000]
Remarks:

ISOCANDELA DIAGRAM

Test:U:120.00V I:0.0630A P:7.4900W PF:0.9810 Freq:60.00Hz Lamp Flux:743.317x1 lm		
NAME:	TYPE:	WEIGHT:
SPEC.:4000K	DIM.:	SERIAL No.:
MFR.:	SUR.: ϕ 140*70mm	Shielding Angle:

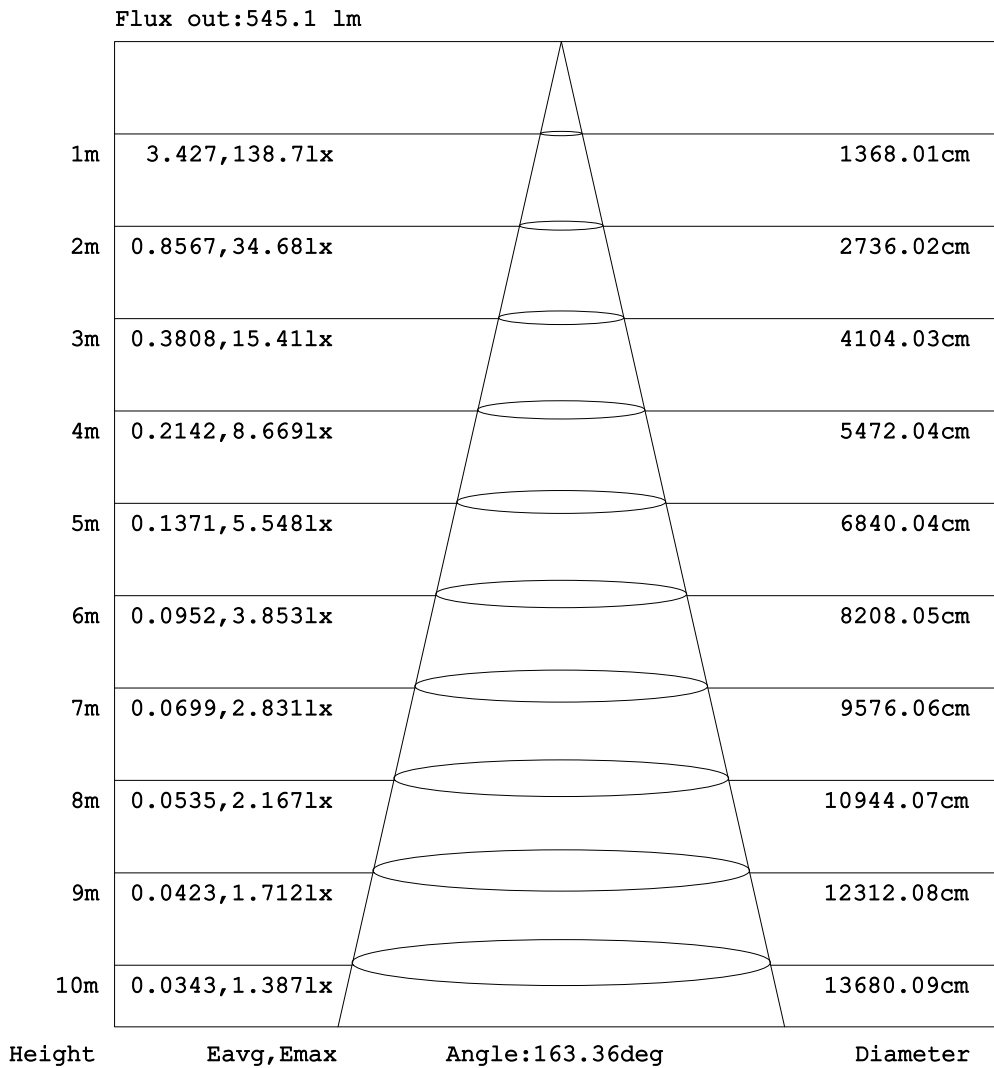


C Range: 0 - 360DEG
C Interval: 15.0DEG
Test Speed: HIGH
Temperature:25.3DEG
Operators:Qin Meng
Test Date:2025-06-27

γ Range: 0 - 180DEG
 γ Interval: 1.0DEG
Test System:EVERFINE GO-2000B_V1 SYSTEM V2.00.421
Humidity:65.0%
Test Distance:7.390m [K=1.0000]
Remarks:

AAI Figure

Test:U:120.00V I:0.0630A P:7.4900W PF:0.9810 Freq:60.00Hz Lamp Flux:743.317x1 lm		
NAME:	TYPE:	WEIGHT:
SPEC.:4000K	DIM.:	SERIAL No.:
MFR.:	SUR.:Φ140*70mm	Shielding Angle:



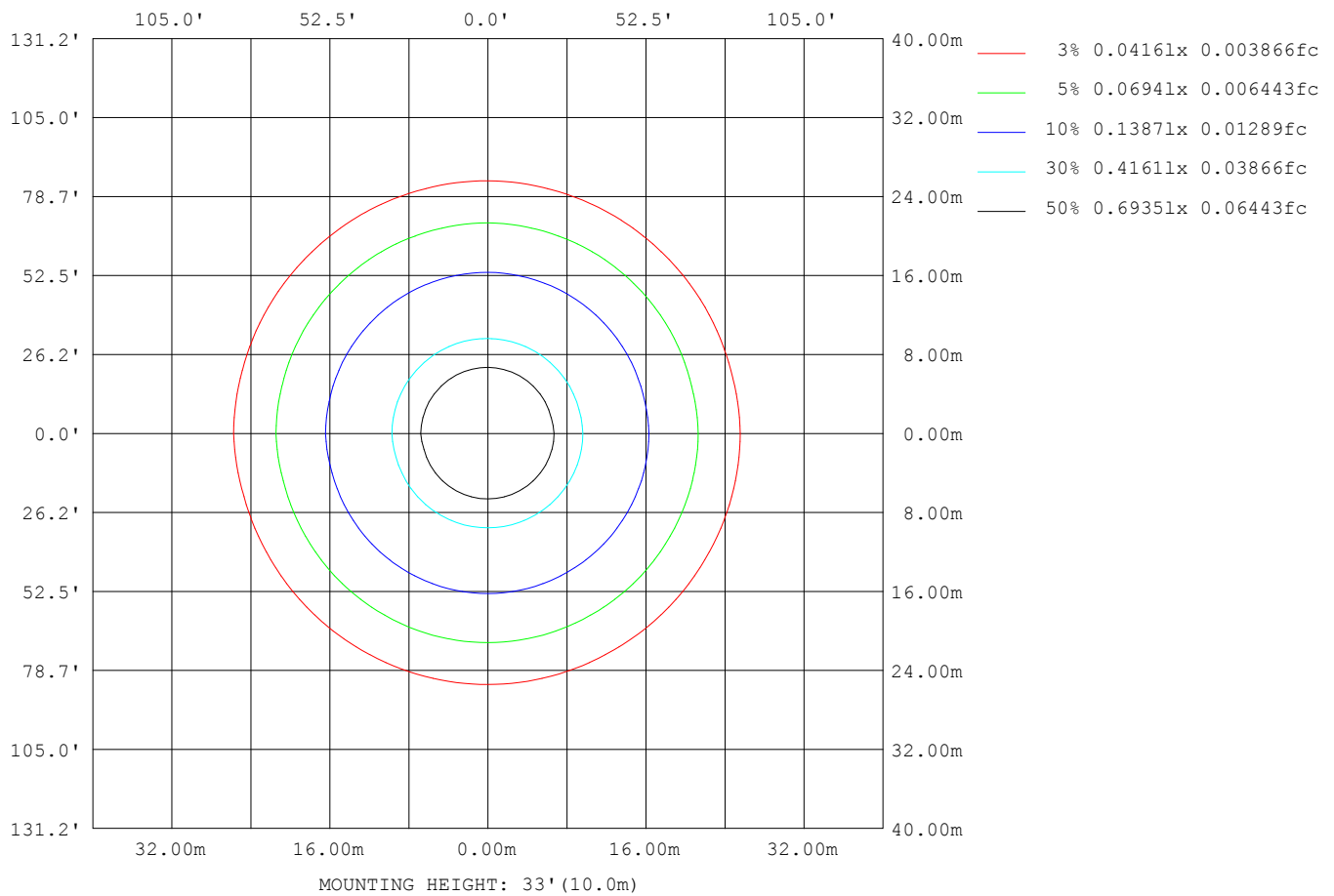
Note:The Curves indicate the illuminated area and the average illumination when the luminaire is at different distance.

C Range: 0 - 360DEG
C Interval: 15.0DEG
Test Speed: HIGH
Temperature:25.3DEG
Operators:Qin Meng
Test Date:2025-06-27

γ Range: 0 - 180DEG
γ Interval: 1.0DEG
Test System:EVERFINE GO-2000B_V1 SYSTEM V2.00.421
Humidity:65.0%
Test Distance:7.390m [K=1.0000]
Remarks:

ISOLUX DIAGRAM

Test:U:120.00V I:0.0630A P:7.4900W PF:0.9810 Freq:60.00Hz Lamp Flux:743.317x1 lm		
NAME:	TYPE:	WEIGHT:
SPEC.:4000K	DIM.:	SERIAL No.:
MFR.:	SUR.:Φ140*70mm	Shielding Angle:



C Range: 0 - 360DEG
C Interval: 15.0DEG
Test Speed: HIGH
Temperature:25.3DEG
Operators:Qin Meng
Test Date:2025-06-27

γ Range: 0 - 180DEG
γ Interval: 1.0DEG
Test System:EVERFINE GO-2000B_V1 SYSTEM V2.00.421
Humidity:65.0%
Test Distance:7.390m [K=1.0000]
Remarks:

LED Avg.L Report

Test:U:120.00V I:0.0630A P:7.4900W PF:0.9810 Freq:60.00Hz Lamp Flux:743.317x1 lm		
NAME:	TYPE:	WEIGHT:
SPEC.:4000K	DIM.:	SERIAL No.:
MFR.:	SUR.:Φ140*70mm	Shielding Angle:

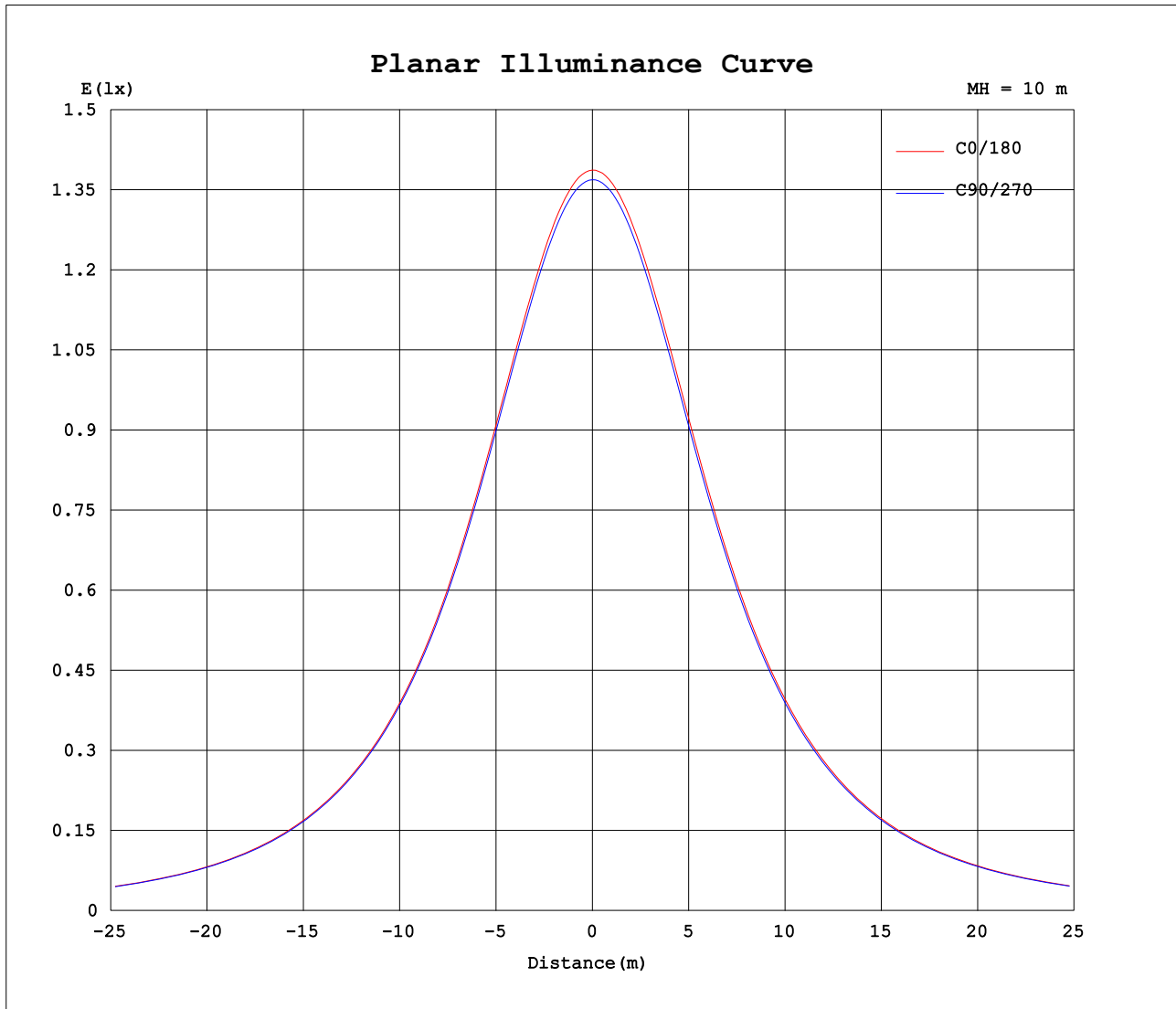
AvgL	cd/m2
L_0~180 (65) av	6985
L_0~180 (75) av	9924
L_0~180 (85) av	24679
L_90~270 (65) av	6882
L_90~270 (75) av	9773
L_90~270 (85) av	24270
L_45 (65) av	6853
L_45 (75) av	9738
L_45 (85) av	24324

Standard: GB/T 29293-2012

C Range: 0 - 360DEG
C Interval: 15.0DEG
Test Speed: HIGH
Temperature:25.3DEG
Operators:Qin Meng
Test Date:2025-06-27

γ Range: 0 - 180DEG
γ Interval: 1.0DEG
Test System:EVERFINE GO-2000B_V1 SYSTEM V2.00.421
Humidity:65.0%
Test Distance:7.390m [K=1.0000]
Remarks:

Planar Illuminance Curve



C Range: 0 - 360DEG
C Interval: 15.0DEG
Test Speed: HIGH
Temperature: 25.3DEG
Operators: Qin Meng
Test Date: 2025-06-27

γ Range: 0 - 180DEG
 γ Interval: 1.0DEG
Test System: EVERFINE GO-2000B_V1 SYSTEM V2.00.421
Humidity: 65.0%
Test Distance: 7.390m [K=1.0000]
Remarks:

LUMINOUS DISTRIBUTION INTENSITY DATA

Test:U:120.00V I:0.0630A P:7.4900W PF:0.9810 Freq:60.00Hz Lamp Flux:743.317x1 lm		
NAME:	TYPE:	WEIGHT:
SPEC.:4000K	DIM.:	SERIAL No.:
MFR.:	SUR.:Φ140*70mm	Shielding Angle:

Table--1

UNIT: cd

C (DEG) γ (DEG)	0	15	30	45	60	75	90	105	120	135	150	165	180	195	210	225	240	255	270
0	139	138	138	138	137	137	137	137	137	136	136	136	139	138	138	138	137	137	137
5	138	138	137	137	137	137	136	136	136	136	136	136	138	138	138	137	137	137	137
10	137	136	136	136	135	135	135	135	135	135	135	135	138	137	137	136	136	136	136
15	135	134	134	134	133	133	133	133	133	133	133	133	136	135	135	135	134	134	134
20	132	131	131	131	130	130	130	130	130	130	130	131	133	133	133	132	132	131	131
25	128	128	127	127	127	127	127	127	127	127	127	127	130	130	129	129	129	128	128
30	124	124	123	123	123	123	123	123	123	123	123	124	126	126	126	125	125	124	124
35	120	119	119	119	118	118	118	118	118	119	119	119	122	121	121	121	120	120	120
40	115	114	114	114	113	113	113	114	114	114	114	114	117	116	116	116	116	115	115
45	110	109	109	109	108	109	109	109	109	109	109	110	112	112	111	111	111	110	110
50	105	105	104	104	104	104	104	104	104	104	104	105	107	107	107	106	106	106	105
55	100	99.8	99.2	99.1	98.8	99.0	99.1	99.2	99.1	99.4	99.5	99.9	102	102	102	101	101	101	101
60	95.2	94.8	94.1	93.9	93.7	93.9	94.0	94.1	94.0	94.2	94.3	94.8	97.2	96.7	96.5	96.1	96.0	95.7	95.6
65	89.9	89.4	88.7	88.5	88.2	88.5	88.7	88.7	88.5	88.8	88.9	89.5	91.9	91.2	91.1	90.6	90.6	90.3	90.4
70	84.2	83.8	83.0	82.8	82.5	82.9	83.1	83.1	82.8	83.1	83.2	83.9	86.2	85.5	85.3	84.9	84.9	84.7	84.8
75	78.1	77.9	77.1	76.9	76.6	77.0	76.9	77.1	76.8	77.1	77.2	77.9	80.0	79.5	79.4	79.0	79.0	78.8	78.8
80	71.8	71.7	71.0	70.8	70.4	70.7	70.5	70.8	70.6	71.0	71.0	71.6	73.5	73.1	73.2	72.8	72.8	72.5	72.5
85	65.5	65.4	64.8	64.6	64.2	64.3	64.1	64.4	64.4	64.7	64.7	65.2	66.9	66.7	66.8	66.5	66.5	66.2	66.1
90	59.2	59.0	58.5	58.4	58.0	58.0	57.7	58.0	58.0	58.4	58.4	58.8	60.4	60.2	60.3	60.1	60.1	59.8	59.8
95	52.8	52.7	52.1	52.0	51.6	51.6	51.4	51.6	51.6	52.0	52.0	52.4	53.8	53.7	53.9	53.6	53.7	53.4	53.4
100	45.5	45.6	45.8	45.7	45.3	44.7	44.4	44.4	45.2	45.6	45.6	45.0	46.7	46.5	47.4	47.1	47.3	46.0	46.4
105	35.3	37.3	39.5	39.5	39.0	36.4	35.1	35.5	38.8	39.4	39.3	36.1	36.9	38.0	41.0	40.8	40.8	36.7	36.9
110	23.3	29.7	33.1	33.4	32.7	29.1	24.4	27.9	32.3	33.3	32.8	28.6	25.4	30.3	34.4	34.6	34.1	28.7	25.6
115	13.9	23.1	26.9	27.6	26.6	22.8	17.2	21.6	26.0	27.3	26.5	22.4	18.1	23.7	28.1	28.5	27.5	22.4	17.7
120	9.70	17.3	21.1	22.0	20.9	17.5	13.8	16.5	20.2	21.6	20.7	17.2	14.6	18.3	22.1	22.8	21.5	17.2	14.5
125	7.17	12.6	15.9	16.8	15.8	13.1	10.7	12.2	15.0	16.4	15.5	12.9	11.6	13.7	16.7	17.4	16.2	13.0	11.8
130	5.04	8.93	11.4	12.2	11.3	9.41	7.95	8.77	10.7	11.8	11.0	9.27	8.65	9.90	12.0	12.7	11.6	9.43	8.82
135	3.70	6.24	7.80	8.53	7.76	6.45	5.68	6.04	7.22	8.14	7.46	6.40	6.23	6.84	8.29	8.76	7.99	6.60	6.34
140	3.08	4.37	5.25	5.80	5.24	4.32	3.91	4.05	4.79	5.38	4.95	4.30	4.37	4.62	5.56	5.87	5.35	4.52	4.39
145	2.35	2.76	3.47	3.83	3.45	2.84	2.56	2.61	3.07	3.43	3.19	2.79	2.93	3.07	3.60	3.82	3.51	2.99	2.85
150	1.42	1.62	2.06	2.27	2.05	1.64	1.45	1.45	1.69	1.92	1.80	1.60	1.69	1.81	2.10	2.21	2.08	1.72	1.60
155	0.27	0.69	0.95	1.04	0.92	0.69	0.55	0.52	0.60	0.75	0.70	0.62	0.68	0.74	0.94	1.01	0.85	0.64	0.62
160	0.00	0.00	0.08	0.11	0.04	0.00	0.00	0.00	0.00	0.00	0.00	0.00	0.00	0.00	0.00	0.00	0.00	0.00	0.00
165	0.00	0.00	0.00	0.00	0.00	0.00	0.00	0.00	0.00	0.00	0.00	0.00	0.00	0.00	0.00	0.00	0.00	0.00	0.00
170	0.00	0.00	0.00	0.00	0.00	0.00	0.00	0.00	0.00	0.00	0.00	0.00	0.00	0.00	0.00	0.00	0.00	0.00	0.00
175	0.00	0.00	0.00	0.00	0.00	0.00	0.00	0.00	0.00	0.00	0.00	0.00	0.00	0.00	0.00	0.00	0.00	0.00	0.00
180	0.00	0.00	0.00	0.00	0.00	0.00	0.00	0.00	0.00	0.00	0.00	0.00	0.00	0.00	0.00	0.00	0.00	0.00	0.00

C Range: 0 - 360DEG
C Interval: 15.0DEG
Test Speed: HIGH
Temperature:25.3DEG
Operators:Qin Meng
Test Date:2025-06-27

γ Range: 0 - 180DEG
γ Interval: 1.0DEG
Test System:EVERFINE GO-2000B_V1 SYSTEM V2.00.421
Humidity:65.0%
Test Distance:7.390m [K=1.0000]
Remarks:

LUMINOUS DISTRIBUTION INTENSITY DATA

Test:U:120.00V I:0.0630A P:7.4900W PF:0.9810 Freq:60.00Hz Lamp Flux:743.317x1 lm		
NAME:	TYPE:	WEIGHT:
SPEC.:4000K	DIM.:	SERIAL No.:
MFR.:	SUR.:Φ140*70mm	Shielding Angle:

Table--2

UNIT: cd

C (DEG) γ (DEG)	285	300	315	330	345														
0	137	137	136	136	136														
5	136	136	136	136	136														
10	135	135	135	135	134														
15	133	133	133	133	132														
20	131	131	130	130	130														
25	128	127	127	127	126														
30	124	123	123	123	122														
35	119	119	118	118	118														
40	114	114	114	113	113														
45	110	109	109	109	108														
50	105	105	104	104	104														
55	100	99.7	99.2	99.1	98.8														
60	94.9	94.6	94.1	94.1	93.8														
65	89.6	89.2	88.8	88.8	88.5														
70	84.0	83.7	83.2	83.2	82.9														
75	78.2	77.8	77.4	77.4	77.0														
80	72.0	71.8	71.4	71.3	70.9														
85	65.7	65.7	65.2	65.2	64.8														
90	59.4	59.4	59.0	58.9	58.5														
95	53.1	53.1	52.7	52.6	52.3														
100	46.1	46.8	46.4	46.2	44.7														
105	38.1	40.5	40.1	39.3	35.1														
110	30.7	34.2	33.8	31.8	25.9														
115	24.2	28.0	27.7	24.8	18.4														
120	18.7	22.1	21.9	18.7	11.7														
125	14.0	16.8	16.9	13.6	7.77														
130	10.1	12.1	12.4	9.66	5.51														
135	6.82	7.97	8.49	6.68	3.99														
140	4.45	5.02	5.41	4.41	2.83														
145	2.94	3.06	3.11	2.79	1.92														
150	1.68	1.66	1.43	1.19	0.83														
155	0.60	0.73	0.46	0.22	0.21														
160	0.00	0.00	0.00	0.00	0.00														
165	0.00	0.00	0.00	0.00	0.00														
170	0.00	0.00	0.00	0.00	0.00														
175	0.00	0.00	0.00	0.00	0.00														
180	0.00	0.00	0.00	0.00	0.00														

C Range: 0 - 360DEG
C Interval: 15.0DEG
Test Speed: HIGH
Temperature:25.3DEG
Operators:Qin Meng
Test Date:2025-06-27

γ Range: 0 - 180DEG
γ Interval: 1.0DEG
Test System:EVERFINE GO-2000B_V1 SYSTEM V2.00.421
Humidity:65.0%
Test Distance:7.390m [K=1.0000]
Remarks: